

SINGER

506W2

LIST OF PARTS



MACHINE No. 506w2

THE SINGER MANUFACTURING COMPANY

INDEX

	PAGE
ACCESSORIES	14
MACHINE No. 506w2	7
NUMERICAL LIST OF PARTS	17
STARTING TREADLE	14

From the library of: Diamond Needle Corp

Instructions for Ordering

In ordering from this list, use **ONLY** the **PART** number in the **FIRST** column.

The number stamped on a Sewing Machine Part is the number of the Single Part only, except when the part includes Set Screws, Clamping Screws, Studs and Rollers Spun on, Small Wires riveted, or Parts soldered together, etc., which it is necessary to furnish in combination.

Every combination of parts sent out has its specific number which, although not stamped on Parts (except in above cases) must be used when ordering the combination.

Each number always indicates the **SAME PART** in whatever list it appears, or for whatever Machine.

The letters after some of the numbers indicate the style of finish only, as follows:

- A. Hardened, Polished and Plated.
- B. Polished and Plated.
- C. Hardened only.
- D. Polished only.
- E. Soft, not polished.
- F. Hardened and Polished.
- H. Blued.

These letters **MUST BE USED** when they appear in the list and **AFTER** the number, as in the list.

In this series

200001 to 201500 are Screw Numbers.

201501 to 201800 are Nut Numbers.

201801 to 202000 are Roller Numbers.

202001 and upward are numbers of Machine Parts.


The figures in the second column refer only to the plate in which the illustration of the part is shown and are **NOT TO BE USED** in ordering.

Two or more numbers over a cut indicate that the difference between such parts is not visible in an illustration.

Parts marked with an asterisk (*) are furnished only when repairs are made at the factory.

LIST OF PARTS COMPLETE

FOR



MACHINE No. 506w2

For Perforating Designs in Shoe Vamps, Tips,
Foxings, etc.

No.	Plate	Name
260451	14872	Auxiliary Stop Collar with 451c and 888c
888c	14873	Auxiliary Stop Collar Position Screw
451c	14873	Auxiliary Stop Collar Set Screw ..
260452	14872	" " Lever with 200100c
260453	14873	" " " Connecting Link (fork end)
260454	14873	Auxiliary Stop Lever Connecting Link (stud end)
260455	14873	Auxiliary Stop Lever Connecting Link Compensating Spring
350019c	14873	Auxiliary Stop Lever Connecting Link Compensating Spring Adjusting Screw
260457	14873	Auxiliary Stop Lever Connecting Link Compensating Spring Collar

No.	Plate	Name
260490	14873	Auxiliary Stop Lever Connecting Link Compensating Spring Collar Position Pin.....
260458	—	Auxiliary Stop Lever Connecting Link (compensating) complete, Nos. 260453 to 260455, 260457, 260490 and 350019c.....
260459	14873	Auxiliary Stop Lever Connecting Link Hinge Pin.....
200131c	14873	Auxiliary Stop Lever Connecting Link Hinge Pin Set Screw....
350020F	14873	Auxiliary Stop Lever Connecting Link Hinge Screw.....
201525E	14873	Auxiliary Stop Lever Connecting Link Hinge Screw Nut.....
260461	14873	Auxiliary Stop Lever Hinge Pin..
200100c	14873	" " " " " " Set Screw.....
260462	14872	Driving Flange with 260463.....
260463	14873	" " Pin.....
260258	14873	" " Position Pin.....
260464	14874	" Pulley (grooved), three speed, 4, 5 and 6 in. diam., with 213944, 223847 and 260465.....
260465	14874	Driving Pulley Friction Ring....
213944	14873	" " " " " " Position Pin.....
223847	—	Driving Pulley Oil Packing (wick)
260260	14874	" Shaft.....
202260	—	" " Oil Packing (wick) (2)
200502B	14873	" " " " Thumb Screw (2).....
202260	—	Driving Shaft Oil Wick.....
350003F	14873	" " Screw.....
260070	14873	" " Washer.....
260261	14872	Edge Guide with 350011B and 350012B.....
260262	14872	Edge Guide Bracket with 350011B
260264	14872	" " " Support.....
200347C	14873	" " " " Set Screw
350011B	14873	" " " Thumb Screw..
260266	14873	" " Finger.....
350012B	14873	" " Thumb Screw..
350011B	14873	" " Thumb Screw.....
260273	14872	Feed Compensating Lever with 349c.....
349c	14873	Feed Compensating Lever Set Screw.....

No.	Plate	Name
260274	14874	Feed Compensating Lever Shaft
260275	14874	" " " "
		Bracket.....
342c	14873	Feed Compensating Lever Shaft Bracket Set Screw.....
204246	14873	Feed Compensating Lever Shaft Collar with two 200383c.....
200383c	14873	Feed Compensating Lever Shaft Collar Set Screw.....
260276	14872	Feed Compensating Lever Shaft Crank with 349c.....
260277	14872	Feed Compensating Lever Shaft Crank Connection with 200347c, 201516E, 260439 and 350017c....
200347c	14873	Feed Compensating Lever Shaft Crank Connection Set Screw..
350017c	14873	Feed Compensating Lever Shaft Crank Connection Stud.....
201516E	14873	Feed Compensating Lever Shaft Crank Connection Stud Nut....
260439	14873	Feed Compensating Lever Shaft Crank Connection Stud Washer
349c	14873	Feed Compensating Lever Shaft Crank Set Screw.....
260278	14875	Feed Compensating Position Stop (lower).....
260279	14875	Feed Compensating Position Stop (upper).....
350011B	14873	Feed Compensating Position Stop Thumb Screw (2).....
260280	14872	Feed Dog.....
260281	14872	" " Bracket with 349c.....
349c	14873	" " " Set Screw.....
200036E	14875	" " Screw.....
210805	14875	" " " Washer.....
260282	14874	" Driving Connection with 200341c.....
260283	14874	Feed Driving Connection Fork Lever.....
260466	14874	Feed Driving Connection Fork Lever Shaft.....
204246	14873	Feed Driving Connecting Fork Lever Shaft Collar with two 200383c.....
200383c	14873	Feed Driving Connection Fork Lever Shaft Collar Set Screw..
342c	14873	Feed Driving Connection Fork Lever Shaft Set Screw.....

No.	Plate	Name
260285	14875	Feed Driving Connection Hinge Pin
200341c	14875	" " " " "
		Set Screw
260286	14874	Feed Driving Rock Shaft
204246	14873	" " " " Collar with two 200383c (2)
200383c	14873	Feed Driving Rock Shaft Collar Set Screw
260287	14875	Feed Driving Rock Shaft Slide Block
260289	14872	Feed Driving Rock Shaft Slide Block Crank with 350018c
260290	—	Feed Driving Rock Shaft Slide Block Crank 260289 with 201517E, 260287 and 350013c
350018c	14875	Feed Driving Rock Shaft Slide Block Crank Set Screw
350013c	14875	Feed Driving Rock Shaft Slide Block Hinge Screw
201517E	14875	Feed Driving Rock Shaft Slide Block Hinge Screw Nut
260291	14876	Feed Eccentric
260258	14873	" " Position Pin
260293	14876	" Lifting Connection
260294	14876	" " " Fork Lever ..
350013c	14875	" " " Hinge Screw (2)
260295	14874	Feed Lifting Frame
260296	14875	" Regulating Index Pin
260435	14875	" " " Plate
200583H	14875	" " " " Screw (2)
260297	14876	Feed Regulating Lever
260430	—	" " " 260297 with 201517E, 260287 and 350013c ...
260298	14876	Feed Regulating Lever Shaft
260299	14875	" " " " Spring (lower)
260432	14875	Feed Regulating Lever Shaft Spring (upper)
260300	14875	Feed Regulating Lever Shaft Spring (upper) Collar with two 200374c
200374c	14875	Feed Regulating Lever Shaft Spring (upper) Collar Set Screw
260287	14875	Feed Regulating Lever Slide Block
350013c	14875	" " " " "
		Hinge Screw
201517E	14875	Feed Regulating Lever Slide Block Hinge Screw Nut

No.	Plate	Name
200729A	14875	Feed Regulating Lever Thumb Screw
*260467	—	Frame
260468	14876	Machine Starting Lever with 200131c, 200282E, 201526E and 350037c
203250	14875	Machine Starting Lever Position Collar with two 200393c
200393c	14875	Machine Starting Lever Position Collar Set Screw
260469	14876	Machine Starting Lever Spring
200282E	14875	" " " " " Screw
200527c	14875	Machine Starting Lever Stop Screw
260470	14875	" " " " " Bracket with 200527c and 201531E
200027D	14880	Machine Starting Lever Stop Screw Bracket Screw (2)
201531E	14880	Machine Starting Lever Stop Screw Nut
260408	14876	Punch Bar
260409	14876	" " Driving Connection with 200341c, 201522E and 215170
260433	14877	Punch Bar Driving Connection Hinge Pin
200341c	14875	Punch Bar Driving Connection Hinge Pin Set Screw
201522E	14880	Punch Bar Driving Connection Hinge Pin Set Screw Check Nut
260410	14876	Punch Bar Driving Crank
260077	14877	" " Position Stud
200374c	14875	" " " " Set Screw
350014c	14877	" " Regulating Thumb Screw
201698c	14877	Punch Bar Regulating Thumb Screw Lock Nut
260443	14877	Punch Bar Regulating Thumb Screw Position Spring
215170	14877	Punch Bar Regulating Thumb Screw Position Spring Pin
200113F	14877	Punch Bar Regulating Thumb Screw Position Spring Screw ...
260414	14881	Punch Block (brass)
350015E	14877	" " Set Screw
302001	14877	Punch Holder complete
201909	14877	Roller Presser, $\frac{3}{8}$ in. diam., $\frac{3}{8}$ in. face (coarse) with 200551c and 201534H

No.	Plate	Name
204579	14877	Roller Presser Arm
204580	—	“ “ “ 204579 with 201909
200074F	14877	Roller Presser Arm Screw
203958	14878	“ “ Bar with 200074F ...
260417	14878	“ “ “ Lifter with 200352c
200352c	14877	“ “ “ Set Screw..
260418	14877	“ “ “ Lifting Bracket with 200374c and 201007c
201007c	14877	Roller Presser Bar Lifting Bracket Set Screw
260419	14878	Roller Presser Bar Lifting Lever with 200341c
200341c	14875	Roller Presser Bar Lifting Lever Set Screw
260420	14878	Roller Presser Bar Lifting Lever Shaft
205976	14877	Roller Presser Bar Spring
225832	14877	“ “ “ Adjusting Collar with 200113F
200113F	14877	Roller Presser Bar Spring Adjust- ing Collar Set Screw
200551c	14877	Roller Presser Hinge Screw
201534H	14877	“ “ “ “ Nut ..
260421	14877	“ “ Position Stud
200374c	14875	“ “ “ Set Screw
260486	14879	Starting Treadle Pitman Rod (up- per) with 202302
202302	14877	Starting Treadle Pitman Rod (up- per) Cotter Pin
227625	14877	Starting Treadle Pitman Rod Col- lar with 200113F
200113F	14877	Starting Treadle Pitman Rod Col- lar Set Screw
206628	14880	Starting Treadle Pitman Rod Spring
260471	14878	Stop Cam with 260489
260489	14880	“ “ Pin
260472	14880	“ “ Roller (5)
260473	14880	“ “ Spring
260474	14878	“ Lever with 200100c and 200108F
260475	14878	“ “ Bracket with 200522c and 201513E
260476	14878	Stop Lever Bracket Cushion Spring
350021c	14878	“ “ “ “ “ Adjusting Screw
201677c	14878	Stop Lever Bracket Cushion Spring Adjusting Screw Nut
200363c	14880	Stop Lever Bracket Cushion Spring Adjusting Screw Set Screw

No.	Plate	Name
200374c	14875	Stop Lever Bracket Cushion Spring Adjusting Screw Set Screw
260479	14880	Stop Lever Bracket Cushion Spring Adjusting Screw Set Screw Pack- ing (brass)
260480	14880	Stop Lever Bracket Position Spring
260481	14878	“ “ “ Rod
260482	14878	“ “ “ “ Guide Brack- et with 260488
260488	14880	Stop Lever Bracket Rod Guide Bracket Position Pin
200036D	14875	Stop Lever Bracket Rod Guide Bracket Screw
200522c	14880	Stop Lever Bracket Set Screw
201513E	14880	“ “ “ “ “ Lock Nut
260483	14880	Stop Lever Connecting Link
260484	14880	“ “ “ “ Hinge Pin
200108F	14880	Stop Lever Connecting Link Hinge Pin Set Screw
350037c	14880	Stop Lever Connecting Link Hinge Screw
201526E	14880	Stop Lever Connecting Link Hinge Screw Nut
260461	14873	Stop Lever Hinge Pin
200100c	14873	“ “ “ “ Set Screw..
260426	14881	Work Plate (back)
260427	14881	“ “ (front)
350016B	14880	“ “ Screw (4)

ACCESSORIES

No.	Plate	Name
260493	14879	Feed Compensating Knee Lever with 201007c
260494	14879	Feed Compensating Knee Lever Bracket with two wood screws 1½ in., No. 12
260270	14880	Feed Compensating Knee Lever Hinge Pin
260495	14879	Feed Compensating Knee Lever Rod
227227	14880	Feed Compensating Knee Lever Rod Collar with 200113r
200113r	14877	Feed Compensating Knee Lever Rod Collar Set Screw
201007c	14877	Feed Compensating Knee Lever Set Screw
260496	—	Feed Compensating Knee Lever complete, Nos. 260270, 260493 to 260495 and two 227227
36565	14882	Oiler (copper plated) with 36566..
36566	14882	" Spout, 9 in. long, with 120117
120117	—	" " Washer (leather)
260416	14882	Punch Holder Wrench
*225484	—	Screw Driver Blade
*225485	—	" " Handle
225498	14882	Screw Driver complete (7½ in. long), Nos. 225484 and 225485 ..
260422	14879	Shaft Pulley (sectional, grooved), three speed, 4½, 5½ and 6½ in. belt diam., with two 944c
944c	14880	Shaft Pulley Clamping Screw Four wood screws 1½ in., No. 14 ..

STARTING TREADLE

260491	14879	Starting Treadle with 350005E
204128	14879	" " Stand with two wood screws 1 in., No. 13
260492	—	Starting Treadle complete, Nos. 260491 and two 204128
260485	14879	Starting Treadle Pitman Rod (center)
227956	14879	Starting Treadle Pitman Rod (lower)

No.	Plate	Name
204126	14880	Starting Treadle Pitman Rod Clamp with two 200530c
200530c	14880	Starting Treadle Pitman Rod Clamp Set Screw
260487	—	Starting Treadle Pitman Rod 260485 with 227956 and three 204126 ..
350005E	14880	Starting Treadle Screw Eye

NUMERICAL LIST OF PARTS

FOR

MACHINE No. 506w2

NUMERICAL LIST OF PARTS

No.	Plate	Name
342c	14873	Feed Compensating Lever Shaft Bracket Set Screw
342c	14873	Feed Driving Connection Fork Lever Shaft Set Screw
349c	14873	Feed Compensating Lever Set Screw, for 260273
349c	14873	Feed Compensating Lever Shaft Crank Set Screw, for 260276 ..
349c	14873	Feed Dog Bracket Set Screw, for 260281
451c	14873	Auxiliary Stop Collar Set Screw, for 260451
888c	14873	Auxiliary Stop Collar Position Screw, for 260451
944c	14880	Shaft Pulley Clamping Screw, for 260422
36565	14882	Oiler (copper plated) with 36566.
36566	14882	" Spout, 9 in. long, with 129417, for 36565
129417		Oiler Spout Washer (leather), for 36566
90027d	14880	Machine Starting Lever Stop Screw Bracket Screw
90036f	14875	Feed Dog Screw
90036d	14875	Stop Lever Bracket Rod Guide Bracket Screw
90074f	14877	Roller Presser Arm Screw, for 203958
90049c	14873	Auxiliary Stop Lever Hinge Pin Set Screw, for 260452
90049c	14873	Stop Lever Hinge Pin Set Screw, for 260474
90048f	14880	Stop Lever Connecting Link Hinge Pin Set Screw, for 260474
90044f	14877	Feed Compensating Knee Lever Rod Collar Set Screw, for 227227
90044f	14877	Punch Bar Regulating Thumb Screw Position Spring Screw ..
90044f	14877	Roller Presser Bar Spring Adjusting Collar Set Screw, for 225832
90044f	14877	Starting Treadle Pitman Rod Collar Set Screw, for 227625
90043c	14873	Auxiliary Stop Lever Connecting Link Hinge Pin Set Screw, for 260468

From the library of: Diamond Needle Corp

No.	Plate	Name
200282e	14875	Machine Starting Lever Spring Screw, for 260468
200341c	14875	Feed Driving Connection Hinge Pin Set Screw, for 260282
200341c	14875	Punch Bar Driving Connection Hinge Pin Set Screw, for 260409
200341c	14875	Roller Presser Bar Lifting Lever Set Screw, for 260415
200347c	14873	Edge Guide Bracket Support Set Screw
200347c	14873	Feed Compensating Lever Shaft Crank Connection Set Screw, for 260277
200352c	14877	Roller Presser Bar Lifter Set Screw, for 260417
200363c	14880	Stop Lever Bracket Cushion Spring Adjusting Screw Set Screw
200374c	14875	Feed Regulating Lever Shaft Spring (upper) Collar Set Screw, for 260300
200374c	14875	Punch Bar Position Stud Set Screw
200374c	14875	Roller Presser Position Stud Set Screw, for 260418
200374c	14875	Stop Lever Bracket Cushion Spring Adjusting Screw Set Screw
200383c	14873	Feed Compensating Lever Shaft Collar Set Screw, for 204246
200383c	14873	Feed Driving Connection Fork Lever Shaft Collar Set Screw, for 204246
200383c	14873	Feed Driving Rock Shaft Collar Set Screw, for 204246
200393c	14875	Machine Starting Lever Position Collar Set Screw, for 203250
200502b	14873	Driving Shaft Oil Packing Thumb Screw
200522c	14880	Stop Lever Bracket Set Screw, for 260475
200527c	14875	Machine Starting Lever Stop Screw, for 260470
200530c	14880	Starting Treadle Pitman Rod Clamp Set Screw, for 204126
200551c	14877	Roller Presser Hinge Screw, for 201909
200583h	14875	Feed Regulating Index Plate Screw
200729A	14875	" " Lever Thumb Screw
201007c	14877	" Compensating Knee Lever Set Screw, for 260493
201007c	14877	Roller Presser Bar Lifting Bracket Set Screw, for 260418

No.	Plate	Name
201513c	14880	Stop Lever Bracket Set Screw Lock Nut, for 260475
201516c	14873	Feed Compensating Lever Shaft Crank Connection Stud Nut, for 260277
201517c	14875	Feed Driving Rock Shaft Slide Block Hinge Screw Nut, for 260290
201517c	14875	Feed Regulating Lever Slide Block Hinge Screw Nut, for 260430
201522c	14880	Punch Bar Driving Connection Hinge Pin Set Screw Check Nut, for 260409
201525c	14873	Auxiliary Stop Lever Connecting Link Hinge Screw Nut
201526c	14880	Stop Lever Connecting Link Hinge Screw Nut, for 260468
201531c	14880	Machine Starting Lever Stop Screw Nut, for 260470
201531c	14877	Roller Presser Hinge Screw Nut, for 201909
201537c	14873	Stop Lever Bracket Cushion Spring Adjusting Screw Nut
201598c	14877	Punch Bar Regulating Thumb Screw Lock Nut
201909	14877	Roller Presser, $\frac{1}{2}$ in. diam., $\frac{3}{4}$ in. face (coarse), with 200551c and 201531c, for 204580
202260		Driving Shaft Oil Packing (wick)
202260		" " Oil Wick
202292	14877	Starting Treadle Pitman Rod (upper) Cotter Pin, for 260486
203250	14875	Machine Starting Lever Position Collar with two 200393c
203968	14873	Roller Presser Bar with 200074c
204119	14880	Starting Treadle Pitman Rod Clamp with two 200530c, for 260487
204118	14879	Starting Treadle Stand with two wood screws 1 in., No. 13, for 260492
204246	14873	Feed Compensating Lever Shaft Collar with two 200383c
204246	14873	Feed Driving Connection Fork Lever Shaft Collar with two 200383c
204246	14873	Feed Driving Rock Shaft Collar with two 200383c
204579	14877	Roller Presser Arm, for 204580
204579		" " " 204579 with 201909
205976	14877	Roller Presser Bar Spring

No.	Plate	Name
206628	14880	Starting Treadle Pitman Rod Spring
210805	14875	Feed Dog Screw Washer
213944	14873	Driving Pulley Friction Ring Position Pin, for 260464
215170	14877	Punch Bar Regulating Thumb Screw Position Spring Pin, for 260409
223847	—	Driving Pulley Oil Packing (wick), for 260464
*225484	—	Screw Driver Blade, for 225498 ..
*225485	—	" " Handle, for 225498 ..
225498	14882	Screw Driver complete (7½ in. long), Nos. 225484 and 225485 ..
225832	14877	Roller Presser Bar Spring Adjust-Collar with 200113F
227227	14880	Feed Compensating Knee Lever Rod Collar with 200113F, for 260496
227625	14877	Starting Treadle Pitman Rod Collar with 200113F
227956	14879	Starting Treadle Pitman Rod (lower), for 260487
260070	14873	Driving Shaft Screw Washer
260077	14877	Punch Bar Position Stud
260258	14873	Driving Flange Position Pin
260258	14873	Feed Eccentric Position Pin
260260	14874	Driving Shaft
260261	14872	Edge Guide with 350011B and 350012B
260262	14872	Edge Guide Bracket with 350011B
260264	14872	" " " Support
260266	14873	" " Finger
260270	14880	Feed Compensating Knee Lever Hinge Pin, for 260496
260273	14872	Feed Compensating Lever with 349c
260274	14874	Feed Compensating Lever Shaft
260275	14874	" " " " " Bracket
260276	14872	Feed Compensating Lever Shaft Crank with 349c
260277	14872	Feed Compensating Lever Shaft Crank Connection with 200347c, 201516E, 260439 and 350017c
260278	14875	Feed Compensating Position Stop (lower)
260279	14875	Feed Compensating Position Stop (upper)

No.	Plate	Name
260280	14872	Feed Dog
260281	14872	" " Bracket with 349c
260282	14874	" Driving Connection with 200341c
260283	14874	Feed Driving Connection Fork Lever
260285	14875	Feed Driving Connection Hinge Pin
260286	14874	" " Rock Shaft
260287	14875	" " " " Slide Block, for 260290
260287	14875	Feed Regulating Lever Slide Block, for 260430
260289	14872	Feed Driving Rock Shaft Slide Block Crank with 350018c, for 260290
260290	—	Feed Driving Rock Shaft Slide Block Crank 260289 with 201517E, 260287 and 350013c
260291	14876	Feed Eccentric
260293	14876	" Lifting Connection
260294	14876	" " " Fork Lever ..
260295	14874	" " Frame
260296	14875	" Regulating Index Pin
260297	14876	" " Lever, for 260430 ...
260298	14876	" " " Shaft
260299	14875	" " " " Spring (lower)
260300	14875	Feed Regulating Lever Shaft Spring (upper) Collar with two 200374c
260408	14876	Punch Bar
260409	14876	" " Driving Connection with 200341c, 201522E and 215170
260410	14876	Punch Bar Driving Crank
260414	14881	" Block (brass)
260416	14882	" Holder Wrench
260417	14878	Roller Presser Bar Lifter with 200352c
260418	14877	Roller Presser Bar Lifting Bracket with 200374c and 201007c
260419	14878	Roller Presser Bar Lifting Lever with 200341c
260420	14878	Roller Presser Bar Lifting Lever Shaft
260421	14877	Roller Presser Position Stud
260422	14879	Shaft Pulley (sectional, grooved), three speed, 4½, 5½ and 6½ in. belt diam., with two 94c

No.	Plate	Name
260426	14881	Work Plate (back)
260427	14881	" " (front)
260430	—	Feed Regulating Lever 260297 with 201517E, 260287 and 350013C
260432	14875	Feed Regulating Lever Shaft Spring (upper)
260433	14877	Punch Bar Driving Connection Hinge Pin
260435	14875	Feed Regulating Index Plate
260439	14873	" Compensating Lever Shaft Crank Connection Stud Washer, for 260277
260443	14877	Punch Bar Regulating Thumb Screw Position Spring
260451	14872	Auxiliary Stop Collar with 451C and 888C
260452	14872	Auxiliary Stop Lever with 200100C
		Nos. 260453 to 260455, for 260458.
260453	14873	Auxiliary Stop Lever Connecting Link (fork end)
260454	14873	Auxiliary Stop Lever Connecting Link (stud end)
260455	14873	Auxiliary Stop Lever Connecting Link Compensating Spring
260457	14873	Auxiliary Stop Lever Connecting Link Compensating Spring Col- lar, for 260458
260458	—	Auxiliary Stop Lever Connecting Link (compensating) complete, Nos. 260453 to 260455, 260457, 260490 and 350019C
260459	14873	Auxiliary Stop Lever Connecting Link Hinge Pin
260461	14873	Auxiliary Stop Lever Hinge Pin ..
260461	14873	Stop Lever Hinge Pin
260462	14872	Driving Flange with 260463
260463	14873	" " Pin, for 260462
260464	14874	" Pulley (grooved), three speed, 4, 5 and 6 in. diam., with 213944, 223847 and 260465
260465	14874	Driving Pulley Friction Ring, for 260464
260466	14874	Feed Driving Connection Fork Lev- er Shaft
*260467	—	Frame
260468	14876	Machine Starting Lever with 200131C, 200282E, 201526E and 350037C

No.	Plate	Name
260469	14876	Machine Starting Lever Spring ...
260470	14875	" " " Stop Screw Bracket with 200527C and 201531E
260471	14878	Stop Cam with 260489
260472	14880	" " Roller
260473	14880	" " Spring
260474	14878	" Lever with 200100C and 200108F
260475	14878	" " Bracket with 200522C and 201513E
260476	14878	Stop Lever Bracket Cushion Spring
260479	14880	" " " " " " Adjusting Screw Set Screw Pack- ing (brass)
260480	14880	Stop Lever Bracket Position Spring
260481	14878	" " " Rod
260482	14878	" " " " Guide Brack- et with 260488
260483	14880	Stop Lever Connecting Link
260484	14880	" " " " Hinge Pin
260485	14879	Starting Treadle Pitman Rod (cen- ter), for 260487
260486	14879	Starting Treadle Pitman Rod (up- per) with 202302
260487	—	Starting Treadle Pitman Rod 260485 with 227956 and three 204126 ..
260488	14880	Stop Lever Bracket Rod Guide Bracket Position Pin, for 260482
260489	14880	Stop Cam Pin, for 260471
260490	14873	Auxiliary Stop Lever Connecting Link Compensating Spring Collar Position Pin, for 260458
260491	14879	Starting Treadle with 350005E, for 260492
260492	—	Starting Treadle complete, Nos. 260491 and two 204128
		Nos. 260493 to 260495, for 260496.
260493	14879	Feed Compensating Knee Lever with 201007C
260494	14879	Feed Compensating Knee Lever Bracket with two wood screws 1½ in., No. 12
260495	14879	Feed Compensating Knee Lever Rod
260496	—	Feed Compensating Knee Lever complete, Nos. 260270, 260493 to 260495 and two 227227
302001	14877	Punch Holder complete


Numerical List of Parts

No.	Plate	Name
350003F	14873	Driving Shaft Screw
350005E	14880	Starting Treadle Screw Eye, for 260491
350011B	14873	Edge Guide Bracket Thumb Screw, for 260262
350011B	14873	Edge Guide Thumb Screw, for 260261
350011B	14873	Feed Compensating Position Stop Thumb Screw
350012B	14873	Edge Guide Finger Thumb Screw, for 260261
350013C	14875	Feed Driving Rock Shaft Slide Block Hinge Screw, for 260290..
350013C	14875	Feed Lifting Connection Hinge Screw
350013C	14875	Feed Regulating Lever Slide Block Hinge Screw, for 260430
350014C	14877	Punch Bar Regulating Thumb Screw
350015E	14877	Punch Block Set Screw
360016B	14880	Work Plate Screw
350017C	14873	Feed Compensating Lever Shaft Crank Connection Stud, for 260277
350018C	14875	Feed Driving Rock Shaft Slide Block Crank Set Screw, for 260289
350019C	14873	Auxiliary Stop Lever Connecting Link Compensating Spring Ad- justing Screw, for 260458
350020F	14873	Auxiliary Stop Lever Connecting Link Hinge Screw
350021C	14878	Stop Lever Bracket Cushion Spring Adjusting Screw
350037C	14880	Stop Lever Connecting Link Hinge Screw, for 260468

PLATE 14872—FULL SIZE


260451

260462




260261

260452




260264





260276

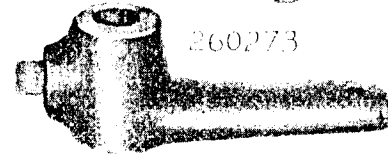
260262



260277



260280




260273



260289

260281



**ILLUSTRATIONS OF PARTS
FOR
MACHINE No. 506w2**

From the library of: Diamond Needle Corp.

PLATE 14873—FULL SIZE

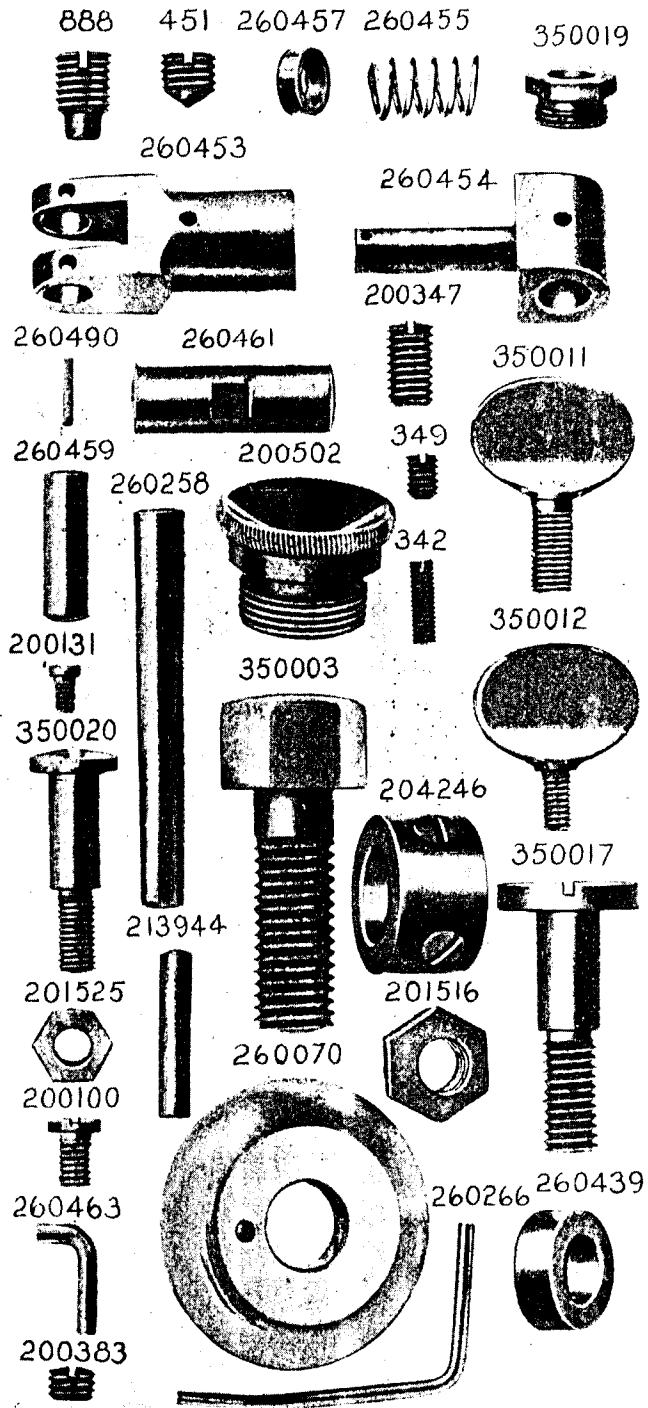
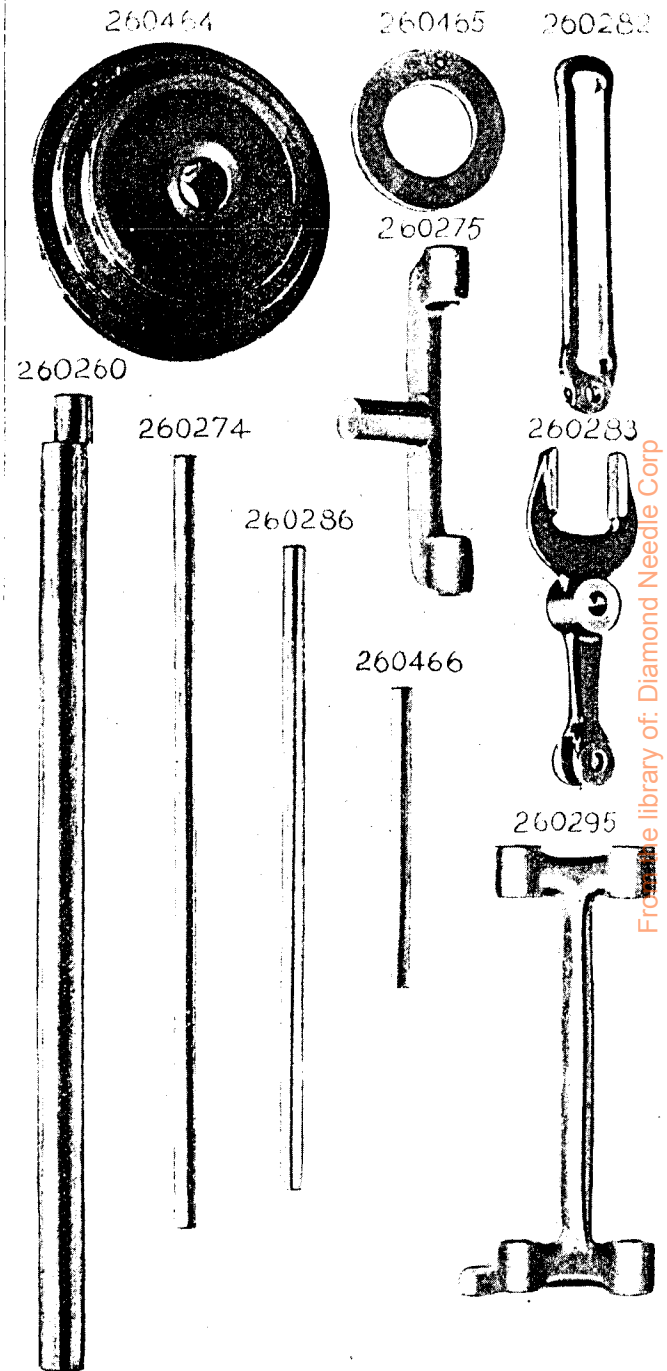


PLATE 14874—ONE-FOURTH SIZE



From the library of: Diamond Needle Corp

PLATE 14875—FULL SIZE




PLATE 14876—ONE-HALF SIZE

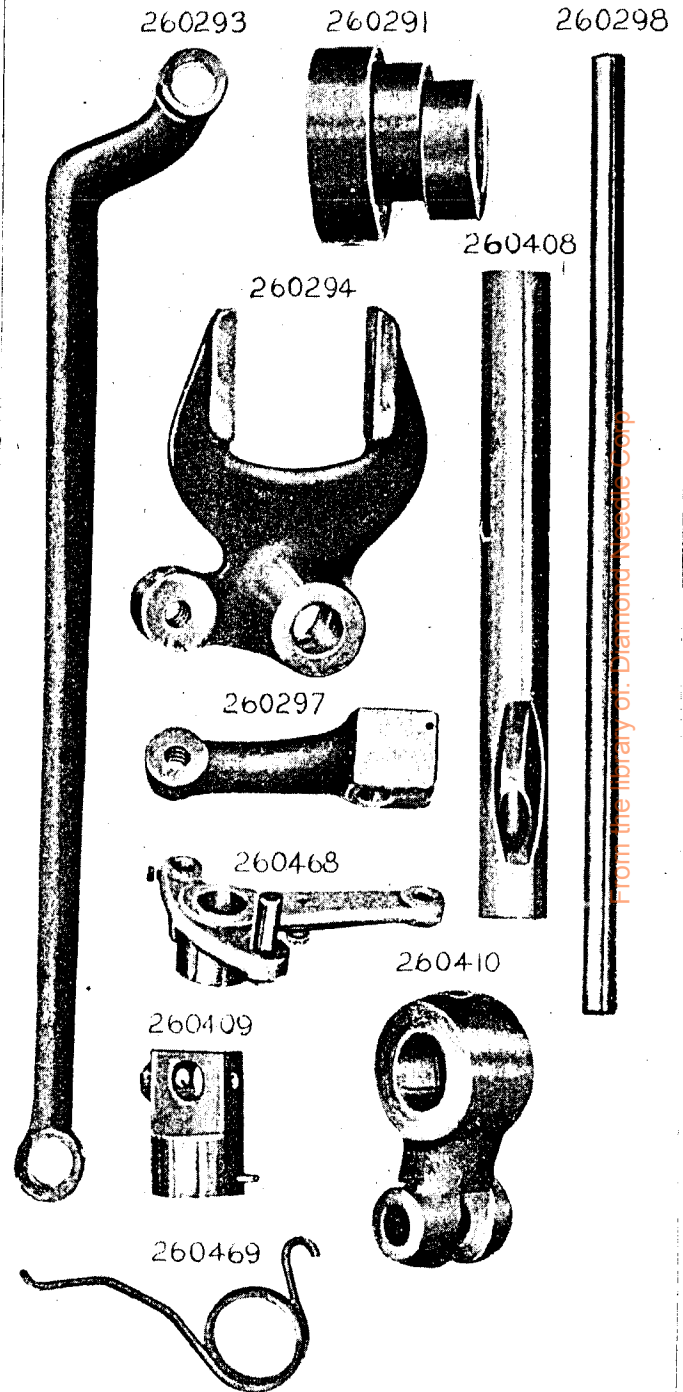


PLATE 14877—FULL SIZE

260443 260433 215170 350015

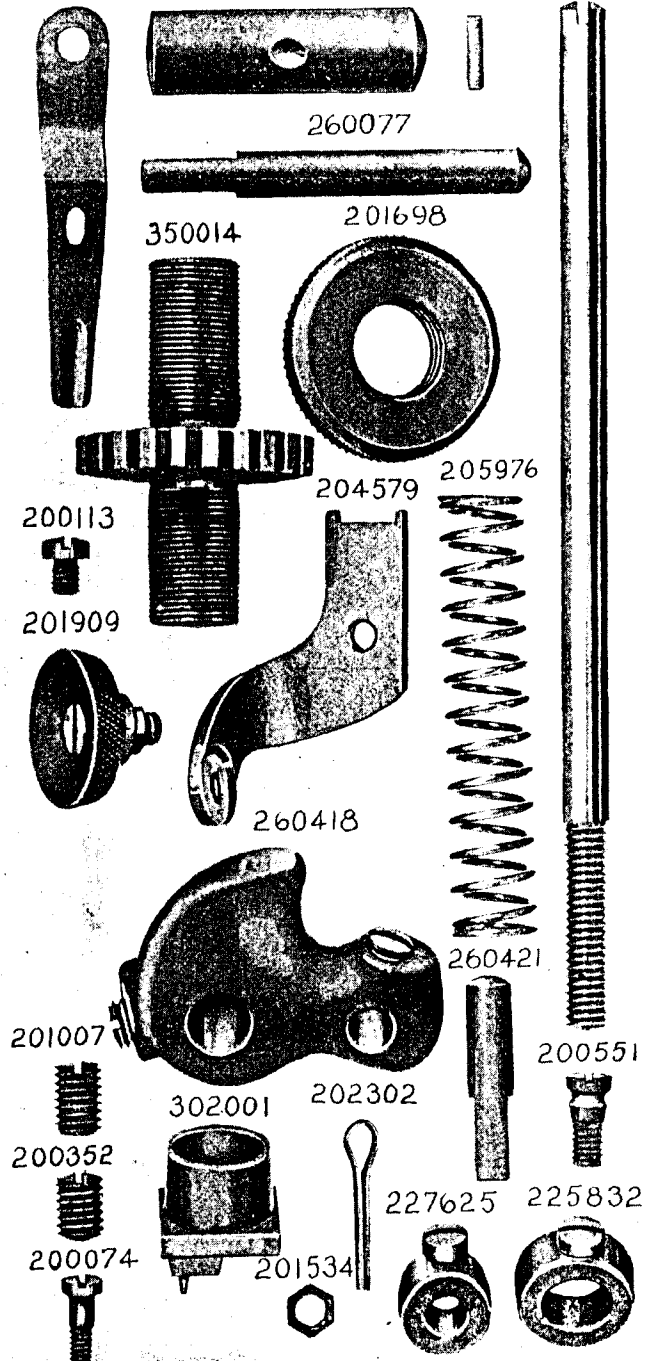
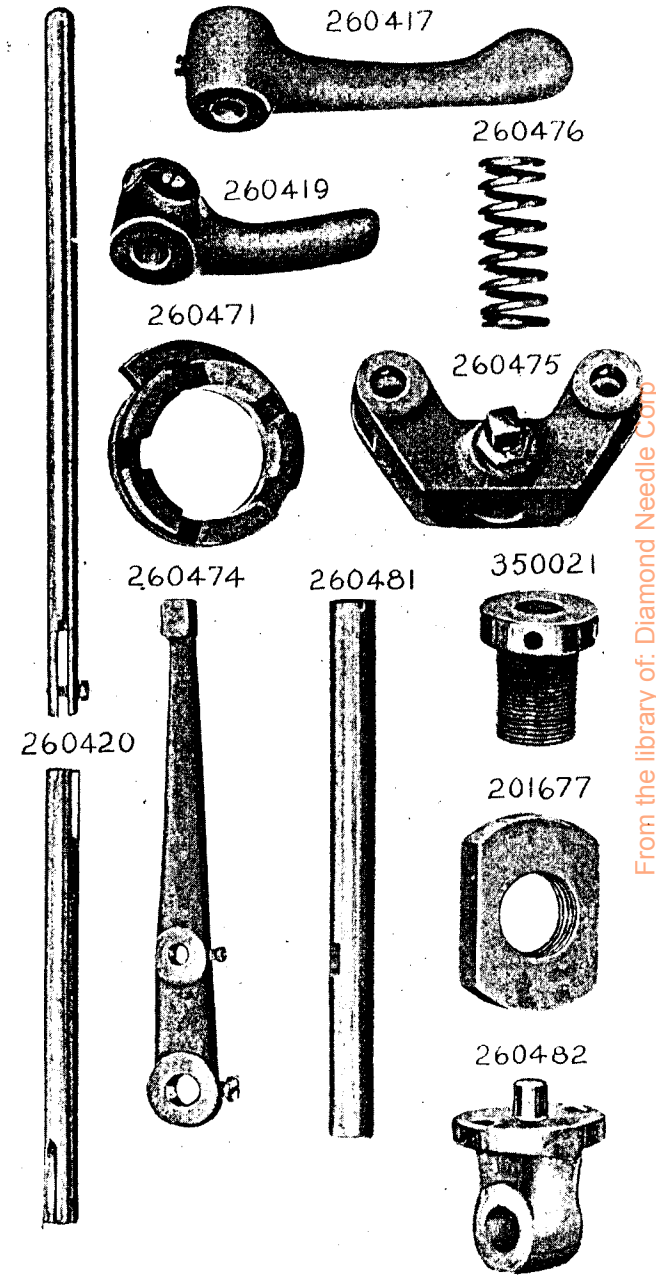


PLATE 14878—ONE-HALF SIZE

203958



From the library of: Diamond Needle Corp

PLATE 14879—ONE-FOURTH SIZE

260486 227956 260485 260493

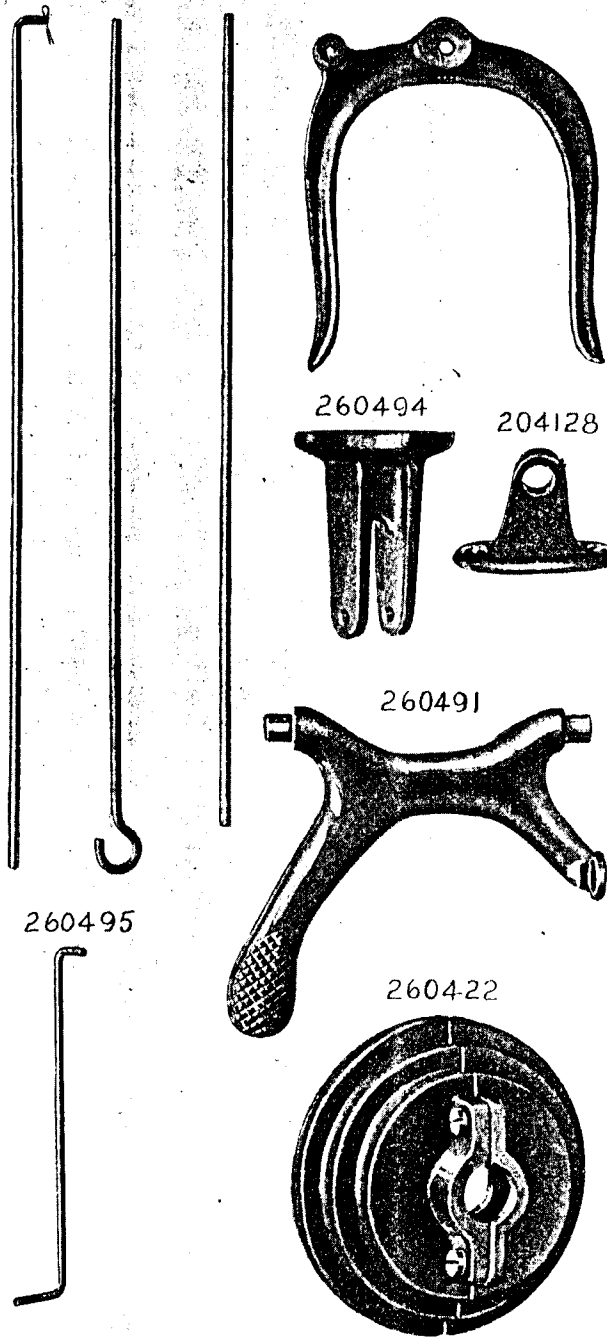
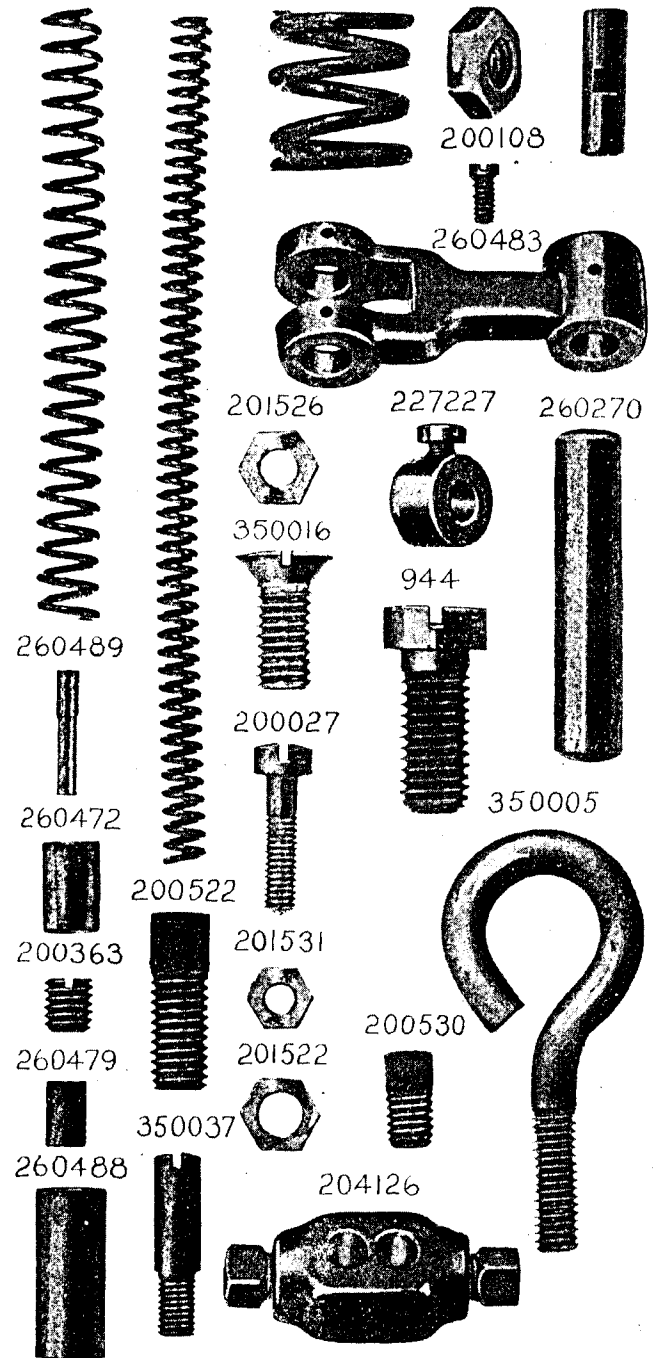


PLATE 14880—FULL SIZE


206628 260473 260480 201513 260484




From the library of: Diamond Needle Corp

PLATE 14881—ONE-FOURTH SIZE

260426



260427




260414



PLATE 14882—ONE-HALF SIZE

36565



36566

225498



260416

